

## MHG2-5300G-B1

300 Watt



- ✓ Complies with IEC/EN/cUL/UL60601-1, CCC
- ✓ 2x MOPP
- ✓ Low noise <27 dB (A)
- ✓ Operating temperature -20...+70 °C

The PC power supply MHG2-5300G-B1 is designed for medical applications and in keeping with the IEC/EN60601-1 and UL60601-1 standards. By its integrated temperature-controlled fan regulation it is very quiet and, thus, ideal for medical practices and in surgeries. The MHG2-5300G-B1 provides an external grounding bolt, by which the PC can be kept at the same potential capacity as other components when required.



### Technical data

Input voltage	90...264 V AC, active PFC
Input frequency	47...63 Hz
Input current	5 A (115 V AC) / 2.5 A (230 V AC)
Inrush current	20 A (115 V AC) / 40 A (230 V AC)
Efficiency	>89 % (230 V AC) / >87 % (115 V AC), full load
Hold up time	>16 ms
Power-Good-Signal	Switch on delay 100...500 ms Switch off delay 1 ms
Protection	Short circuit protection: At each output, switch off / +5 V <sub>sb</sub> , auto-recovery Overload protection: 110...165 %, switch off Overvoltage protection: +3.3 V (+3.7...+4.3 V), +5 V (+5.7...+6.5 V), +12 V (+13.2...+15 V)
Insulation voltage	Input / Chassis 1500 V AC (1x MOPP) Input / Output 4000 V AC (2x MOPP)
Earth leakage current	<350 µA, 115 V AC / 230 V AC
Safety / EMC	TÜV (IEC/EN60601-1 Edition 3.1), cUL (UL60601-1), CE, CCC
Temperature	Operating: -20...+70 °C / Storage: -20...+80 °C
Derating	+50...+70 °C, 1 %/°C
Max. operation altitude	3100 m
MTBF	>246.000 h according to MIL-HDBK-217F (+25 °C with fan)
Humidity	Operating: 20...80 % RH, non-condensing / Storage: 10...90 % RH, non-condensing
Dimensions (WxDxH)	150 x 140 x 86 mm ±0.5 mm
Weight (net)	1.95 kg

### Product specific data

Lowness	0...200 W / 20.4 dB (A), 300 W / 26.1 dB (A)
---------	--

Article No.	Output voltage	Output current		Load regulation	Ripple & Noise
		min	max		
MHG2-5300G-B1	+3.3 V	0 A	10 A	±5 %	50 mV
	+5 V	0 A	15 A	±5 %	50 mV
	+12 V	0 A	25 A	±5 %	120 mV
	-12 V	0 A	0.5 A	±10 %	120 mV
	+5 V <sub>sb</sub>	0 A	3 A	±5 %	50 mV

Max. output power is 300 W, combined output power at +3.3 V and +5 V must not exceed 85 W. Ripple and Noise was measured by a 20 MHz bandwidth limited oscilloscope with connected 100 µF tantalum capacitor and 0.1 µF ceramic capacitor at each output. During a cross regulation test we recommend to keep the channel with higher output load at 80 % of its max. power and the channel with lower output load at 20 % of its max. power.


As a power component this PSU is for assembly purposes only and must not be operated in unassembled condition. The final assembly has to comply with the valid EMC and safety standards.

## Optional Accessories

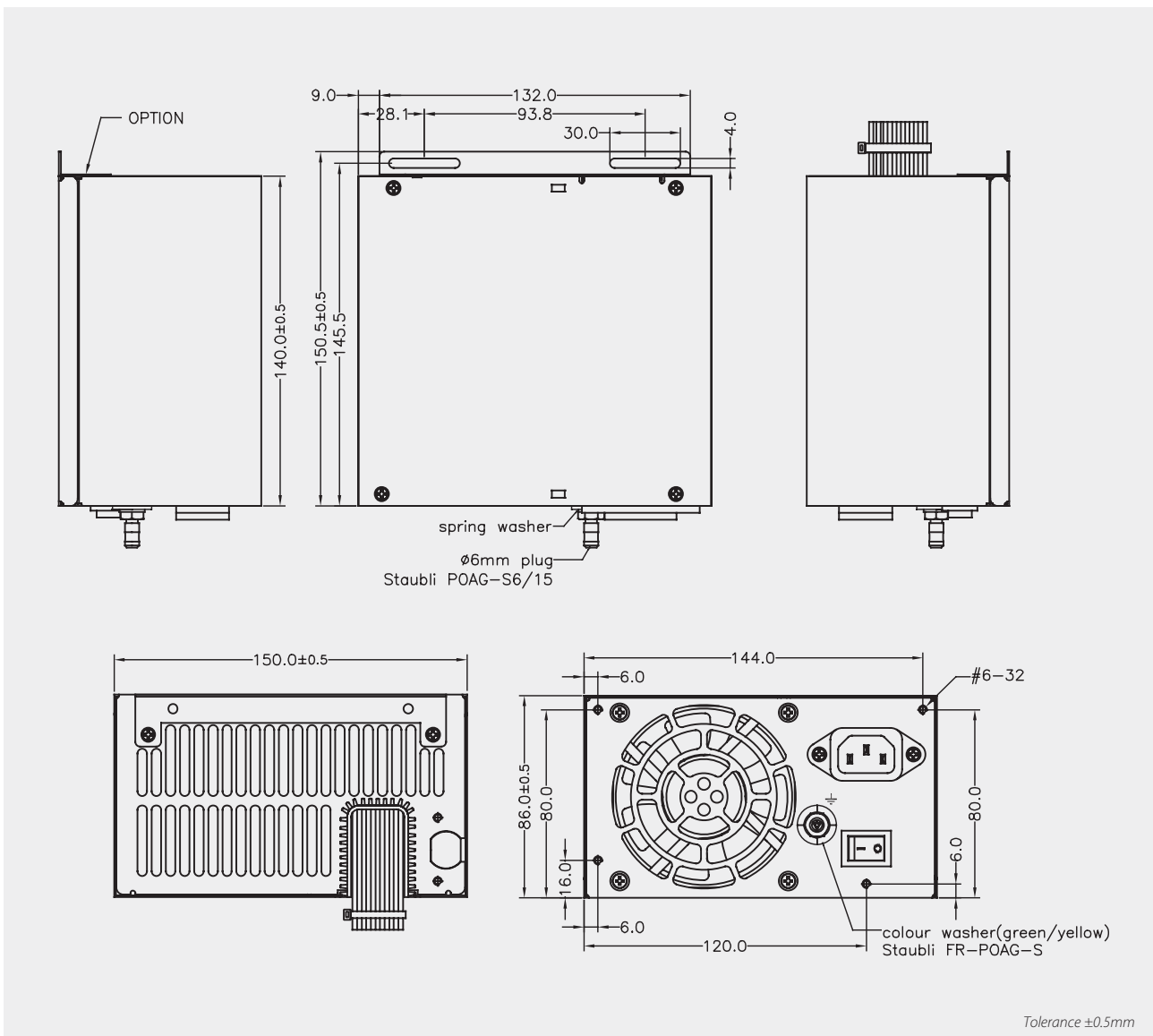
▷▷▷ For detailed information please visit our website [www.bicker.de](http://www.bicker.de) and refer to the article number.

### X1-132 | Power cord

With IEC-60320-C13 connector,  
length 1800 mm

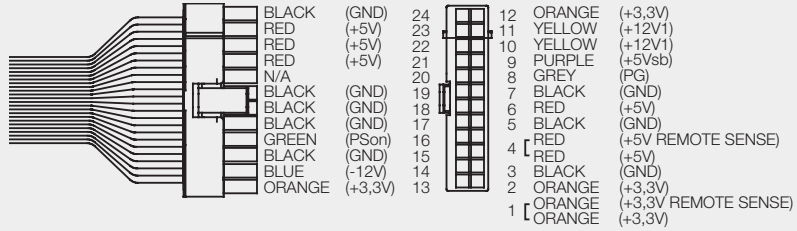


## Drawing MHG2-5300G-B1



## Cable harness MHG2-5300G-B1

ATX / EPS, 500 mm  
20+4 pin



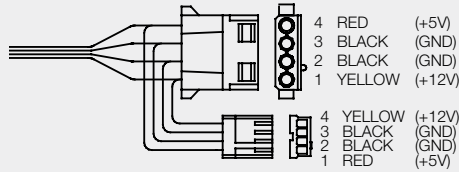
EPS, 500 mm  
4+4 Pin



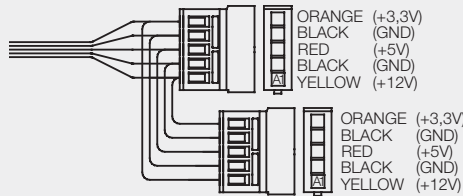
PCI Express, 500 mm  
6+2 Pin



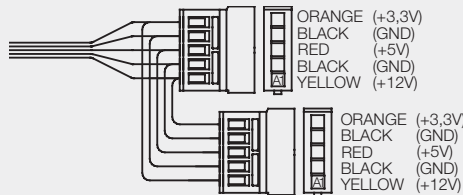
HD, 500 mm  
FDD, 155 mm



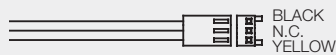
SATA, 500 mm  
SATA, 155 mm



SATA, 500 mm  
SATA, 155 mm



Fan control, 580 mm



Tolerance ±20 mm

Specification is subject to change without notice. Errors excepted. Status as at: 13.10.2020