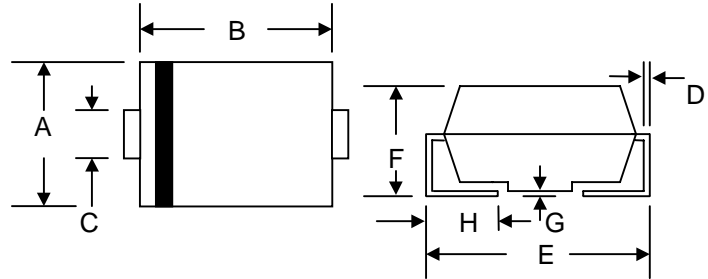


## 3.0A SURFACE MOUNT SCHOTTKY BARRIER DIODE

### Features

- Schottky Barrier Chip
- Ideally Suited for Automatic Assembly
- Low Power Loss, High Efficiency
- Surge Overload Rating to 100A Peak
- For Use in Low Voltage Application
- Guard Ring Die Construction
- Plastic Case Material has UL Flammability Classification Rating 94V-O



### Mechanical Data

- Case: SMB/DO-214AA, Molded Plastic
- Terminals: Solder Plated, Solderable per MIL-STD-750, Method 2026
- Polarity: Cathode Band or Cathode Notch
- Marking: Type Number
- Weight: 0.093 grams (approx.)
- **Lead Free: For RoHS / Lead Free Version, Add "-LF" Suffix to Part Number, See Page 4**

SMB/DO-214AA		
Dim	Min	Max
A	3.30	3.94
B	4.06	4.70
C	1.91	2.11
D	0.152	0.305
E	5.08	5.59
F	2.13	2.44
G	0.051	0.203
H	0.76	1.27
All Dimensions in mm		

### Maximum Ratings and Electrical Characteristics @ $T_A=25^\circ\text{C}$ unless otherwise specified

Characteristic	Symbol	SR32	SR33	SR34	SR35	SR36	SR38	SR39	SR310	Unit	
Peak Repetitive Reverse Voltage	$V_{RRM}$	20	30	40	50	60	80	90	100	V	
Working Peak Reverse Voltage	$V_{RWM}$										
DC Blocking Voltage	$V_R$										
RMS Reverse Voltage	$V_{R(RMS)}$	14	21	28	35	42	56	64	71	V	
Average Rectified Output Current @ $T_L = 75^\circ\text{C}$	$I_O$	3.0								A	
Non-Repetitive Peak Forward Surge Current 8.3ms Single half sine-wave superimposed on rated load (JEDEC Method)	$I_{FSM}$	100								A	
Forward Voltage @ $I_F = 3.0\text{A}$	$V_{FM}$	0.50		0.75		0.85				V	
Peak Reverse Current @ $T_A = 25^\circ\text{C}$ At Rated DC Blocking Voltage @ $T_A = 100^\circ\text{C}$	$I_{RM}$	0.5					20				mA
Typical Thermal Resistance (Note 1)	$R_{\theta JL}$ $R_{\theta JA}$	20					75				$^\circ\text{C/W}$
Operating Temperature Range	$T_j$	-65 to +125								$^\circ\text{C}$	
Storage Temperature Range	$T_{STG}$	-65 to +150								$^\circ\text{C}$	

Note: 1. Mounted on P.C. Board with 14mm<sup>2</sup> copper pad area.

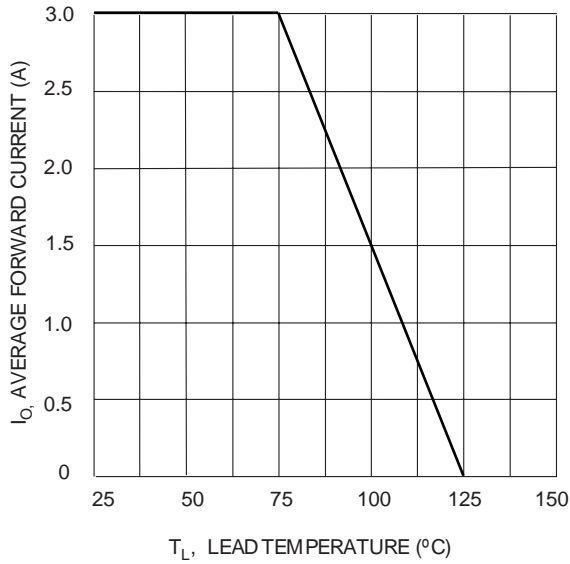


Fig. 1 Forward Current Derating Curve

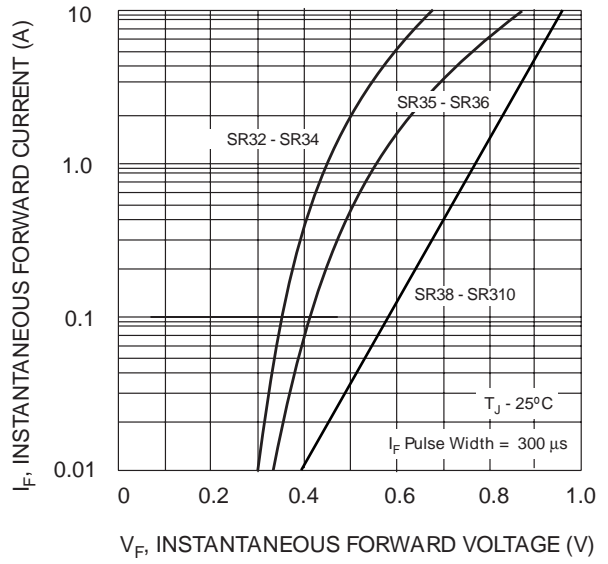


Fig. 2 Typical Forward Characteristics

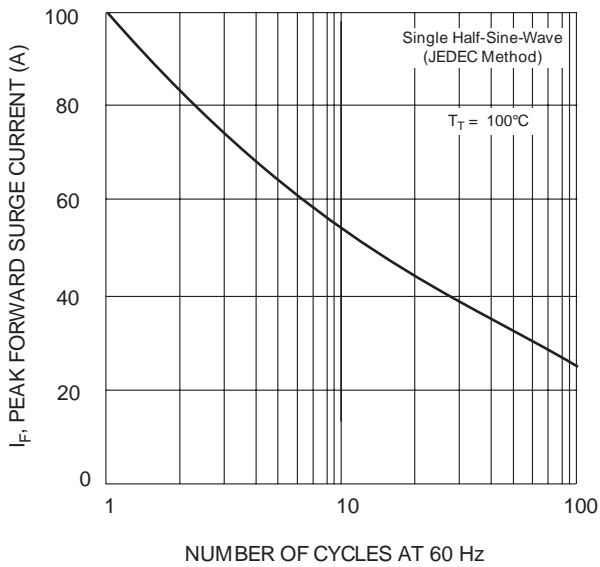


Fig. 3 Max Non-Repetitive Peak Fwd Surge Current

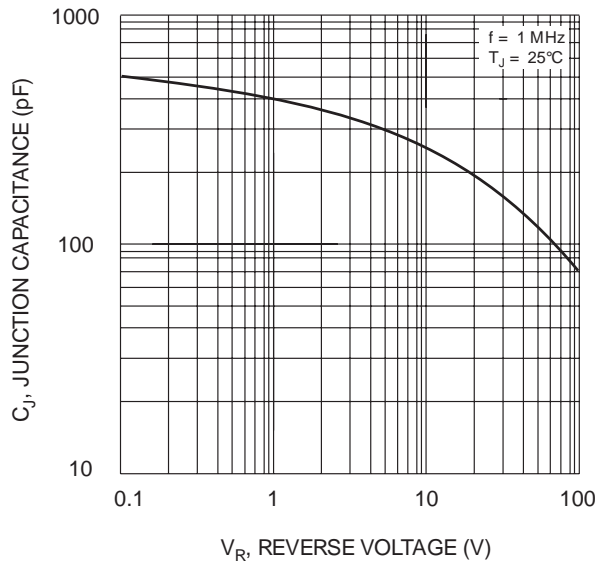


Fig. 4 Typical Junction Capacitance

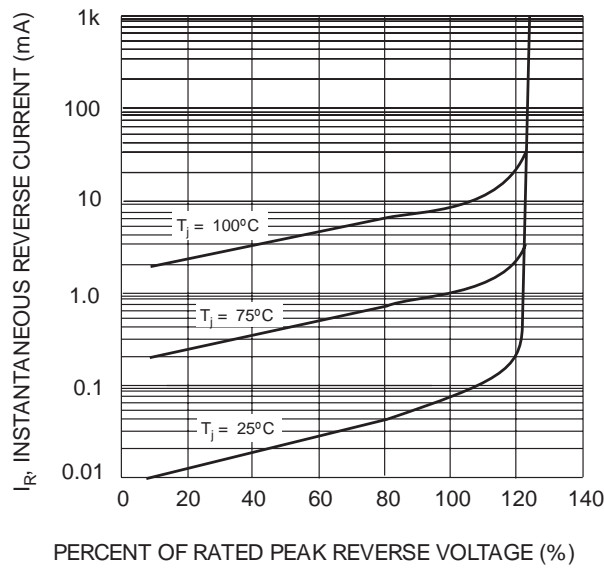


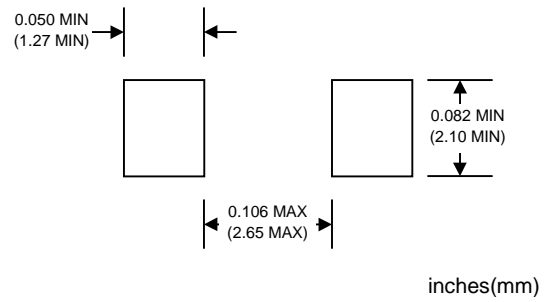
Fig. 5 Typical Reverse Characteristics

## MARKING INFORMATION



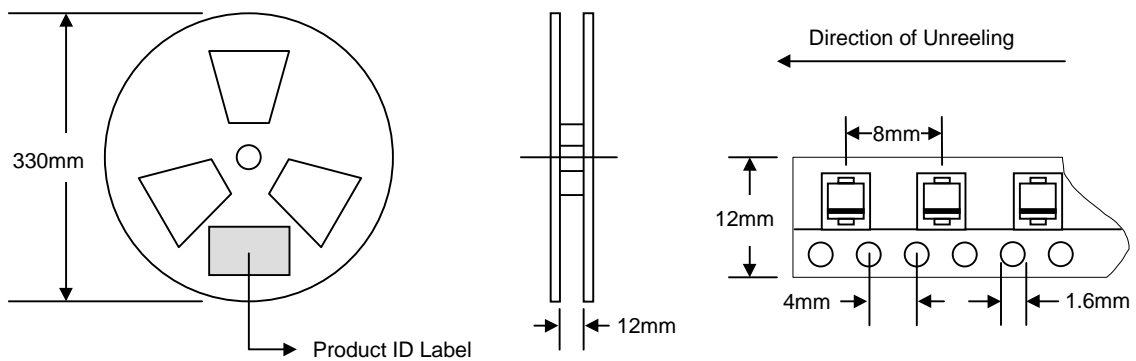
Cathode = Polarity Band  
 WTE = Manufacturer's Logo  
 SR3x = Device Number  
 x = 2, 3, 4, 5, 6, 8, 9 or 10

## RECOMMENDED FOOTPRINT



## PACKAGING INFORMATION

### TAPE & REEL



Reel Diameter (mm)	Quantity (PCS)	Inner Box Size L x W x H (mm)	Quantity (PCS)	Carton Size L x W x H (mm)	Quantity (PCS)	Approx. Gross Weight (KG)
330	3,000	340 x 337 x 45	6,000	370 x 370 x 420	48,000	14.0

**Note:** 1. Paper reel, white or gray color.  
 2. Components are packed in accordance with EIA standard 481-1 and 481-2.

## ORDERING INFORMATION

Product No.	Package Type	Shipping Quantity
SR32-T3	SMB	3000/Tape & Reel
SR33-T3	SMB	3000/Tape & Reel
SR34-T3	SMB	3000/Tape & Reel
SR35-T3	SMB	3000/Tape & Reel
SR36-T3	SMB	3000/Tape & Reel
SR38-T3	SMB	3000/Tape & Reel
SR39-T3	SMB	3000/Tape & Reel
SR310-T3	SMB	3000/Tape & Reel

1. Shipping quantity given is for minimum packing quantity only. For minimum order quantity, please consult the Sales Department.
2. **To order RoHS / Lead Free version (with Lead Free finish), add "-LF" suffix to part number above. For example, SR32-T3-LF.**

Won-Top Electronics Co., Ltd (WTE) has checked all information carefully and believes it to be correct and accurate. However, WTE cannot assume any responsibility for inaccuracies. Furthermore, this information does not give the purchaser of semiconductor devices any license under patent rights to manufacturer. WTE reserves the right to change any or all information herein without further notice.

**WARNING:** DO NOT USE IN LIFE SUPPORT EQUIPMENT. WTE power semiconductor products are not authorized for use as critical components in life support devices or systems without the express written approval.

**Won-Top Electronics Co., Ltd.**

No. 44 Yu Kang North 3rd Road, Chine Chen Dist., Kaohsiung, Taiwan

**Phone:** 886-7-822-5408 or 886-7-822-5410

**Fax:** 886-7-822-5417

**Email:** sales@wontop.com

**Internet:** <http://www.wontop.com>

*We power your everyday.*