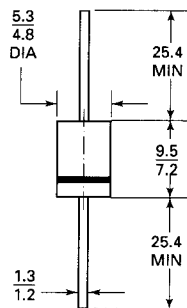


R30A...R30M FAST SILICON RECTIFIERS

FEATURES

- * Low forward voltage
- * High current capability
- * Low leakage current
- * High surge capability
- * Low cost

DO - 201AD



VOLTAGE RANGE

50 to 1000 Volts

CURRENT

3.0 Amperes

Dimensions in mm

MAXIMUM RATINGS AND ELECTRICAL CHARACTERISTICS

Ratings at 25 °C ambient temperature unless otherwise specified.

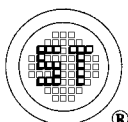
Single phase, half wave, 60 Hz, resistive or inductive load.

For capacitive load, derate current by 20%.

	R30A	R30B	R30D	R30G	R30J	R30K	R30M	UNITS
Maximum Recurrent Peak Reverse Voltage	50	100	200	400	600	800	1000	V
Maximum RMS Voltage	35	70	140	280	420	560	700	V
Maximum DC Blocking Voltage	50	100	200	400	600	800	1000	V
Maximum Average Forward Rectified Current .375". 9.5mm Lead Length at T _A = 60 °C	3.0							A
Peak Forward Surge Current 8.3 ms single half sine-wave	150							A
Maximum Forward Voltage at 3.0A Peak	1.3							V
Maximum Full Load Reverse Current, Full Cycle Average. .375", (9.5mm) Lead Length at T _A = 55 °C	50							μA
Maximum DC Reverse Current, at Rated DC Blocking Voltage	5							μA
Maximum Reverse Recovery Time (Note 1)	150	150	150	150	250	500	500	ns
Typical Junction Capacitance (Note 2)	65							pF
Operating and Storage Temperature Range	-65 to + 175							°C

NOTES:

1. Reverse Recovery Test Conditions: I_F = .5A, I_R = 1.0A, I_r = .25A
2. Measured at 1.0 MHz and applied reverse voltage of 4.0 Volts

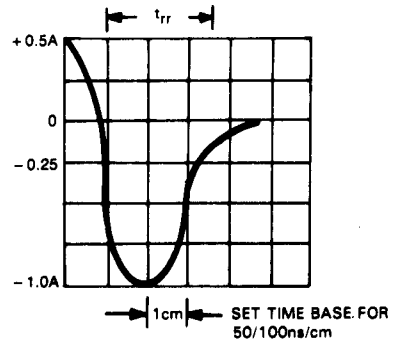
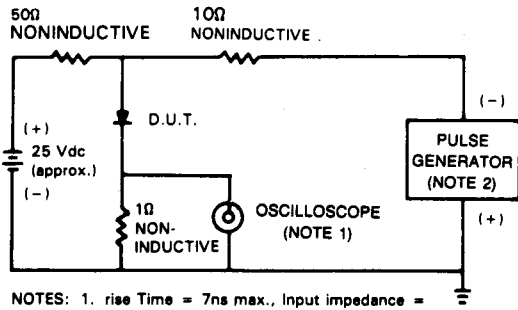


SEMTECH ELECTRONICS LTD.
(wholly owned subsidiary of HONEY TECHNOLOGY LTD.)



R30A...R30M FAST SILICON RECTIFIERS

Fig. 1—REVERSE RECOVERY TIME CHARACTERISTIC AND TEST CIRCUIT DIAGRAM



- NOTES: 1. rise Time = 7ns max., Input impedance = 1 megohm, 22pF
2. Rise Time = 10ns max., Source Impedance = 50 ohms.

Fig. 2—FORWARD CURRENT DERATING CURVE

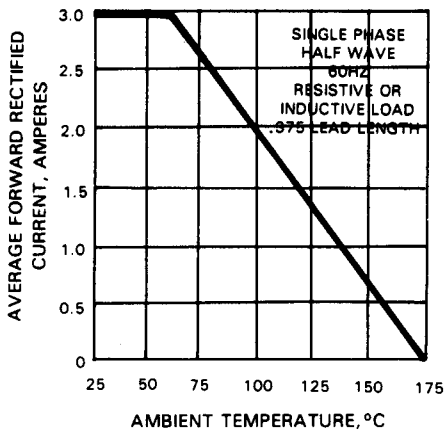
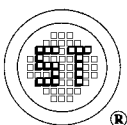
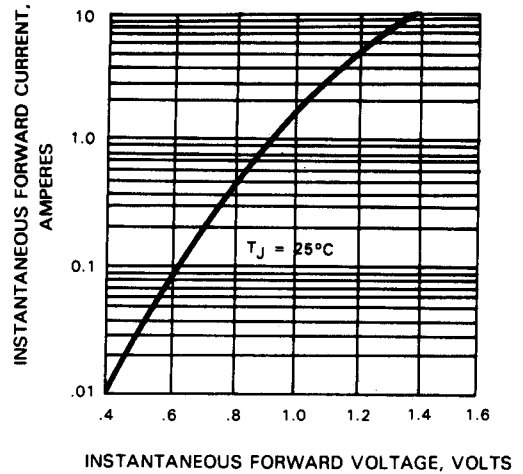


Fig. 3—TYPICAL INSTANTANEOUS FORWARD CHARACTERISTICS



SEMTECH ELECTRONICS LTD.
(wholly owned subsidiary of **HONEY TECHNOLOGY LTD.**)



R30A...R30M FAST SILICON RECTIFIERS

Fig. 4—TYPICAL JUNCTION CAPACITANCE

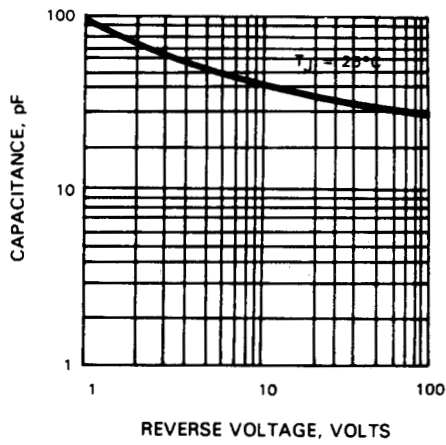
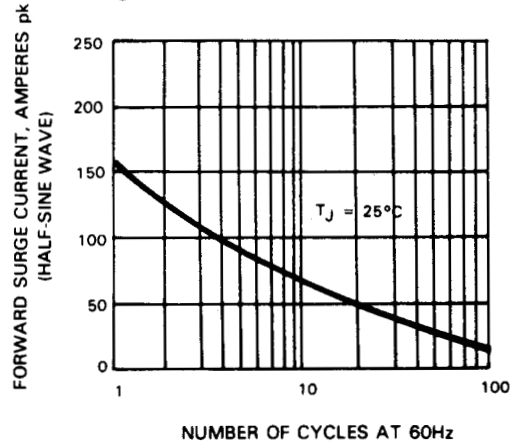


Fig. 5—PEAK FORWARD SURGE CURRENT



SEMTECH ELECTRONICS LTD.
(wholly owned subsidiary of **HONEY TECHNOLOGY LTD.**)

