



The BLM□□P Series ferrite beads offer high frequency noise suppression with the capability of handling large currents for DC power line applications.

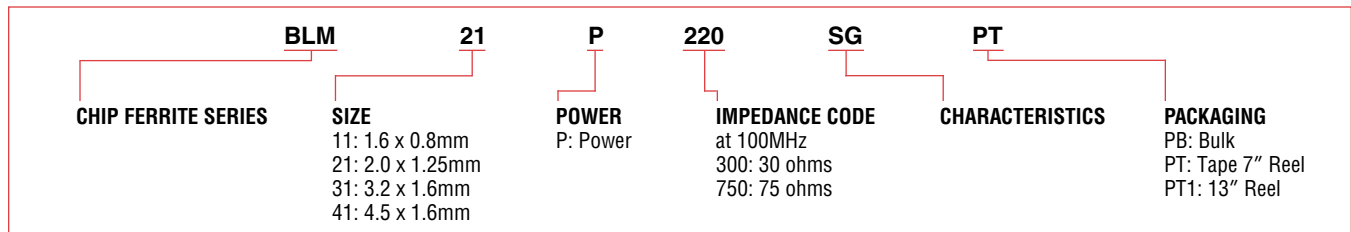
FEATURES

- Suitable high frequency noise suppression over wide frequency range
- Current rating up to 6 AMPS
- Small package size—EIA STD 0603/0805/1206 and 1806
- Nickel barrier terminations provide excellent solder heat resistance
- Low DCR

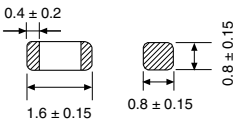
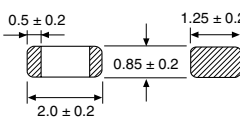
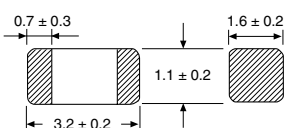
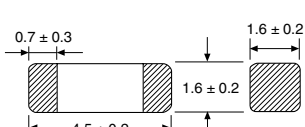
APPLICATIONS

- High current DC power lines
- Circuits where a stable ground is unavailable

PART NUMBERING SYSTEM



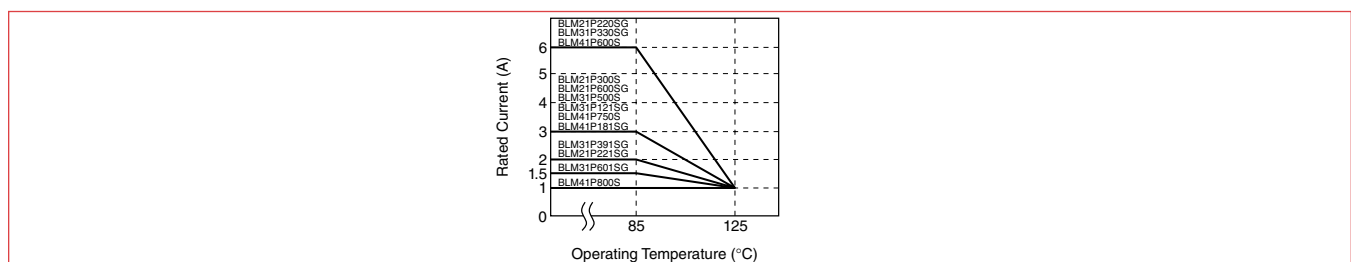
SPECIFICATIONS

Dimensions: mm	Part Number	Impedance (Ohms) Typ. at 100MHz	Rated Current (mA)	DCR (Ohms max.)	Operating Temperature Range
0603 	★BLM11P300S	30	1000	0.06	-55°C ~ +125°C*
	★BLM11P600S	60	500	0.10	
0805 	★BLM21P220SG	22	6000*	0.025	
	★BLM21P300S	30	3000*		
	★BLM21P600SG	60	2000*	0.05	
	★BLM21P221SG	220	1500*		
	★BLM21P331SG	330	6000*		
1206 	★BLM31P330SG	33	3000*	0.025	
	★BLM31P500S	50	2000*		
	★BLM31P121SG	120	6000*		
	★BLM31P391SG	390	1500*		
	★BLM31P601SG	600	6000*		
1806 	★BLM41P600S	60	3000*	0.01	
	★BLM41P750S	75	1000*		
	★BLM41P800S	80	3000*		
	★BLM41P181SG	180	2000*		
	★BLM41P471SG	470	6000*		
	★BLM41P102SG	1000	1500*		
	★BLM41P800S	80	1000*		

*Available as standard through authorized Murata Electronics Distributors.

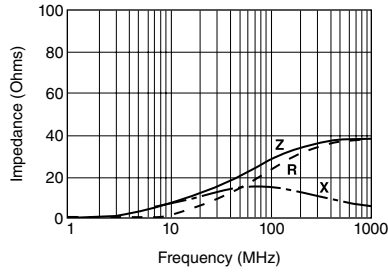
*See Derating Curve.

DERATING CURVE

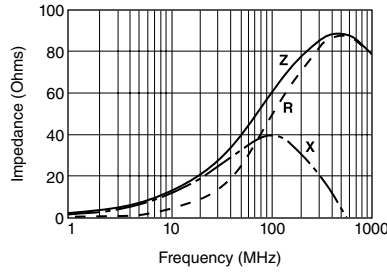


TYPICAL IMPEDANCE CHARACTERISTICS

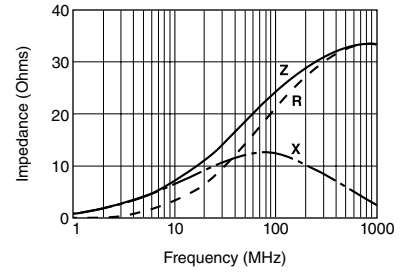
BLM11P300S



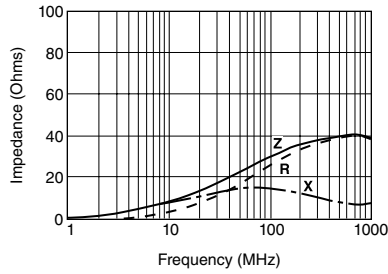
BLM11P600S



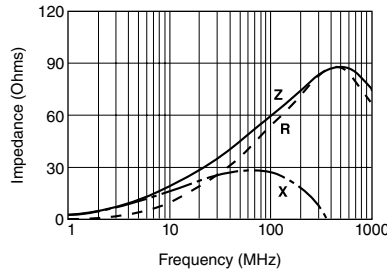
BLM21P220SG



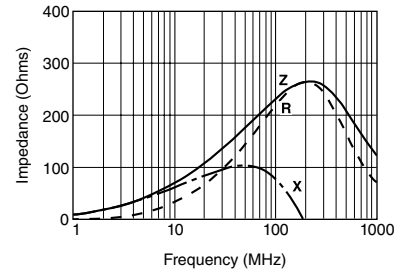
BLM21P300S



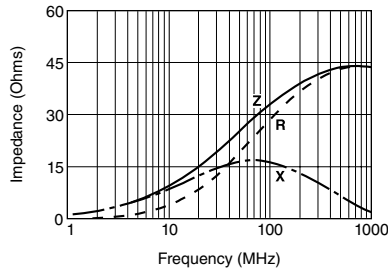
BLM21P600SG



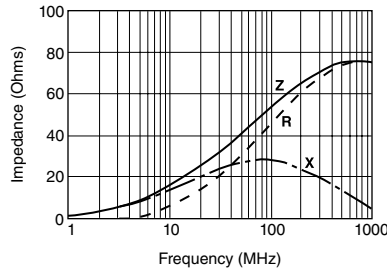
BLM21P221SG



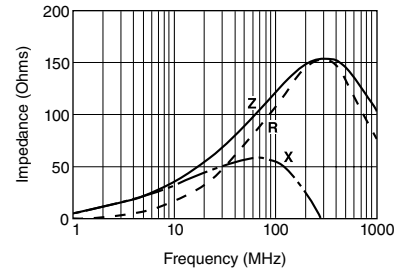
BLM31P330SG



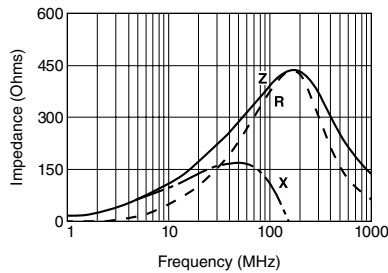
BLM31P500S



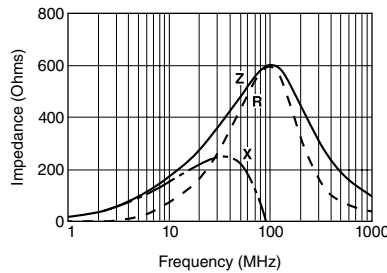
BLM31P121SG



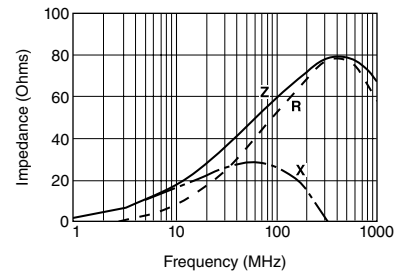
BLM31P391SG



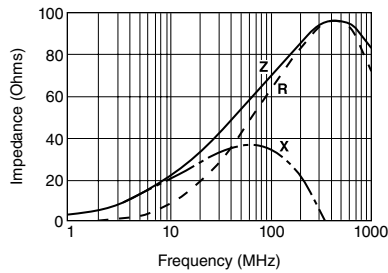
BLM31P601SG



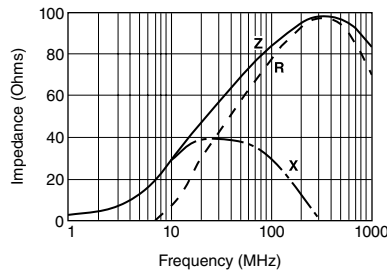
BLM41P600S



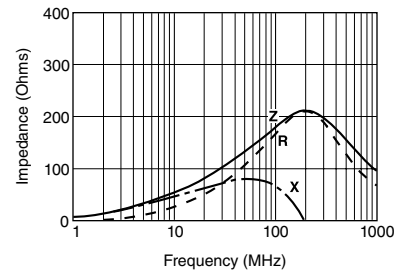
BLM41P750S



BLM41P800S



BLM41P181SG



**SURFACE MOUNT
EMI FILTERS**