

Encapsulated transformers - E2006000 model

[Types and features](#) | [Series index](#) | [Technical information](#)

[Home](#) / [Products](#) / [Encapsulated transformers](#) / [E2006](#) / [E2006000](#)

E2006


EE 20/6

Short-circuit proof

0.4 VA - 40°C/B



Simple primary
Simple secondary



Weight/unit:
29 gr

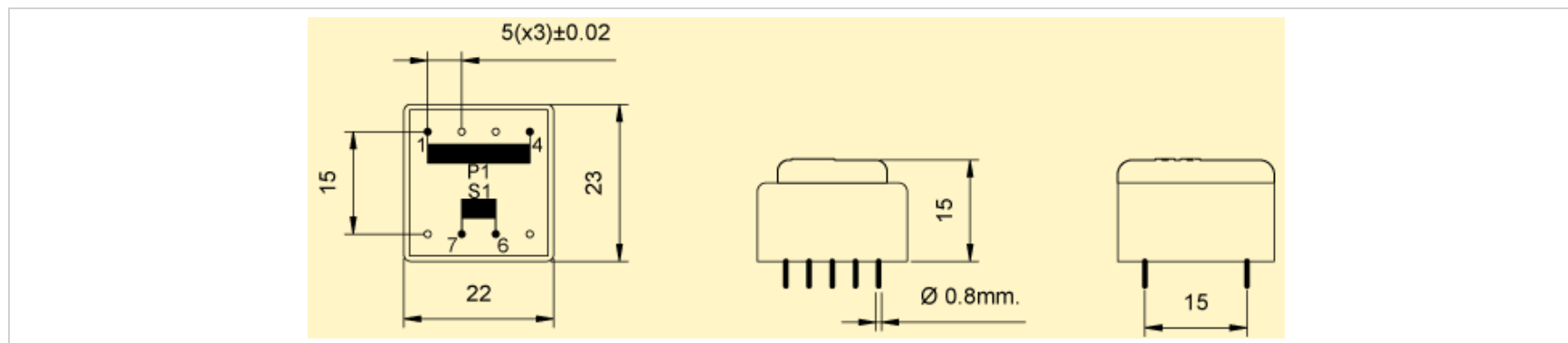


Weight/bigbox (Units: 240)
6960 gr

HR Ref.	Primary		Sec.		Sec. In		V _o (I _n =0)	Sec. Prot.
	P1	P2	S1	S2	I _{s1}	I _{s2}		CC (*)
E2006014	230 V	-	4.5 V	-	89.0 mA	-	7.6 V	CC
E2006000	230 V	-	6.0 V	-	67.0 mA	-	10.2 V	CC
E2006002	230 V	-	7.5 V	-	53.0 mA	-	12.7 V	CC
E2006004	230 V	-	9.0 V	-	44.0 mA	-	15.3 V	CC
E2006006	230 V	-	12.0 V	-	33.0 mA	-	20.4 V	CC

HR Ref.	Primary		Sec.		Sec. In		V _o (I _n =0)	Sec. Prot.
	P1	P2	S1	S2	I _{s1}	I _{s2}		CC (*)
E2006008	230 V	-	15.0 V	-	27.0 mA	-	25.5 V	CC
E2006010	230 V	-	18.0 V	-	22.0 mA	-	30.6 V	CC
E2006012	230 V	-	24.0 V	-	17.0 mA	-	40.8 V	CC

(*) CC means short-circuit proof



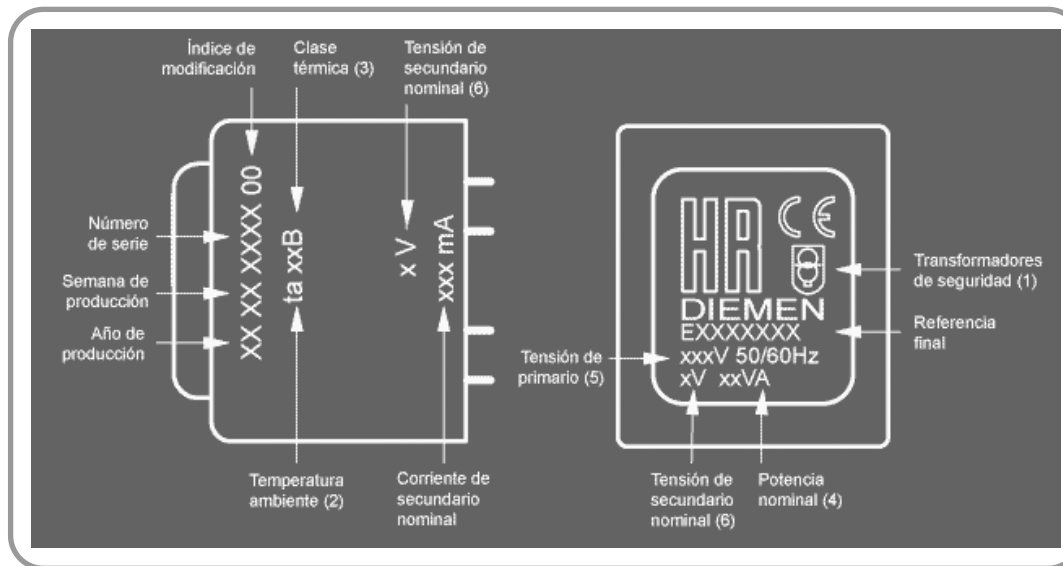
Technical characteristics:

- Designed and manufactured according regulations EN61558 EN60590 EN60472 UL506 UL1585
- Two-chamber coil
- Vacuum sealed
- Safety transformer class II / Protection index IP00 (For all models with no load voltage lower than 50V according to EN61558, and to 30V according to UL1585)
- Short-circuit-protected
- Self-extinguishing plastic UL94-VO
- Epoxy resin class F
- Isolation: Prim./Sec. = 10 MOhm to 500 Vcc - Sec./Sec. = 2 MOhm to 500 Vcc
- Dielectric strength Prim. / Sec. = 5 kV / 1min.
- Secondary voltage tolerances 5%
- Test at 100% of all electrical parameters in production
- Reliability tests for production batch (life term)
- Certificates of production test results (under request)
- Certifications VDE, UL(E346974); others certifications under request: CSA, SEMKO

Encapsulated Transformers - Technical Information

[Types and features](#) | [Series index](#) | [Technical information](#)

[Home](#) / [Products](#) / [Encapsulated transformers](#) / [Technical information](#)



Safety Transformers:

It is a type of transformer which guarantees the isolation between circuits for very low voltage circuits, becoming indicated for class II applications. Under any circumstances, 50V tension must not exceed in the secondary windings. It is shown in the body of the transformer with the following parameters:



Safety Transformer



Isolation Transformer

Ambient Temperature Ta:

denotes the air temperature measured near the transformer and under the equipment usage conditions. The temperature indicated on the transformer must not be exceeded (40°C or 70°C) due to keep the functional safety parameters.

Thermal class:

it indicates the highest temperature that any material in the transformer can reach when working. It is shown with the letter printed after the Ambient Temperature according the regulation IEC60216 (E - 120° C) (B - 130° C) (F - 155° C) (H - 180° C).

Nominal power:

the power indicated in the catalogue belong to the secondary supplied by the transformer, when the primary gets the nominal tension and under the indicated temperature conditions, for example: (3,2 VA ta 40 B). For dual secondary this power corresponds to the sum of the two windings.

If the secondary of the transformer is connected to a bridge rectifier to convert to D.C. voltage, you must choose a transformer with a current 1.4 times higher from the continuous current need in the charge.

Primary voltage:

it is the voltage to be applied to the transformer, due to achieve the secondary power indicated for the secondary working conditions.

Nominal secondary voltage:

it is the voltage supplied by the transformer to the secondary at the indicated current, and the primary is at its nominal value.

No-load secondary voltage:

It is the voltage supplied by the secondary, without any connected charge $I_s=0$.

No-load/load voltage relation:

relation between secondary voltage to no-load and load conditions. This information is useful for designing power supplies, its regulation range and safety parameters.

Protections

Short Circuit proof (CC): our range of transformers is short circuit proof to power 3.2 VA. It is indicated with the safety transformer symbol showing the two inferior vertical lines assembled. The rest of them require external protection (E) and they can be optionally manufactured with thermal fuse or integrated PTC.

External protection (E): the suggested fuse type for the transformer protection is indicated on the body of the transformer. Even though if it is in primary or secondary, the location and type of protection to be used, is under the designer's responsibility.

Fuse types:

Depending on the protection fuse location in the primary or secondary winding, the correct fuse type must be chosen.

Type T: temporised in the primary circuit.

Type F: fast in the secondary circuit.

Heating information

It is the difference between the hottest part inside the transformer (winding) in stable working conditions and the ambient temperature.. It can be calculated with the measurement of the winding wire resist. You can find different methods and formulas to be calculated, you may also consult our [Technical department \(ATD\)](#).

Adapted transformers form the standard serie

Any other transformer which requires special power features between our maximum and minimum value range can be manufactured according the costumers technical specifications. All the approval certificates from the standard serie as well as the product safety and reliability will be kept.

Special Transformers

Any other type of transformer with special characteristics, can be designed by our R+D department in collaboration with the costumer due to get the best results in their applications and obtain a reliable and safety product. Use the [custom transformer form](#) in order to get the best solution for your needs.

Contact

EFITER S.L.

C/ Taga P.I Talamanca Nº 7
(Vinyoles)

08508 Les Masies de Voltregà
(Spain)

Tel. (+34) 93 850 42 78

Email: comercial@efiter.com

Products

Encapsulated transformers

Toroidal transformers

Conventional transformers

Ignition transformers

Switch mode transformers

Mains filters and PFC Coils

Splitter ADSL

Flybacks

LCD Inverters

SMD (Surface Mount Device)

Switch mode power supply

Power Inverters

Chargers and adapters

Fast Search

Search by the original reference

Search by the TV or monitor brand



HR reference