ERA91-02 (0.5A)

LOW LOSS SUPER HIGH SPEED RECTIFIER

Outline Drawing

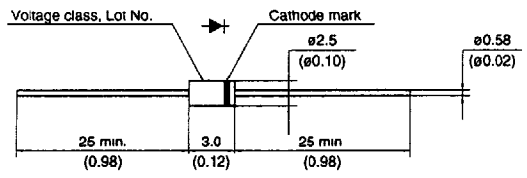

Mini Mold

Marking

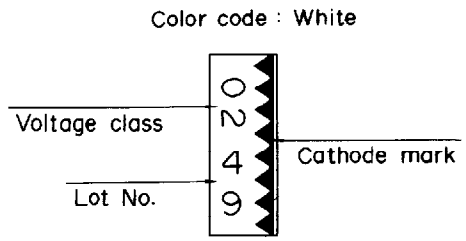

Features

- Ultra small package
  possible for 5mm pitch automatic insertion
- Low V_F
- Super high speed switching
- High reliability by planer design

Applications

- High speed switching

Maximum Ratings & Characteristics

- Absolute Maximum Ratings

Items	Symbols	Conditions	Ratings	Units
Repetitive Peak Reverse Voltage	V_{RRM}		200	V
Average Output Current	I_O	T_A = 60°C, Sq. Wave, duty = 1/2	0.5	A
Surge Current	I_{FSM}	Sine Wave, 10ms, T_J = 150°C	10	A
Operating Junction Temperature	T_J		-40 to +150	°C
Storage Temperature	T_{stg}		-40 to +150	°C

- Electrical Characteristics (Ta = 25°C Unless otherwise specified)

Items	Symbols	Conditions	Ratings	Units
Forward Voltage Drop	V_F	I_F = 0.5A	0.95	V
Reverse Current	I_R	$V_R = V_{RRM}$	50	μA
Reverse Recovery Time	t_{rr}	I_F = 0.1A, I_R = 0.2A, I_{rec} = 0.05A	35	ns

Collmer Semiconductor, Inc.
Phone: (214) 233-1589 - Fax: (214) 233-0481

2238792 0003831 74T

Printed From CAPS XPert This Material Copyrighted By Its Respective Manufacturer.

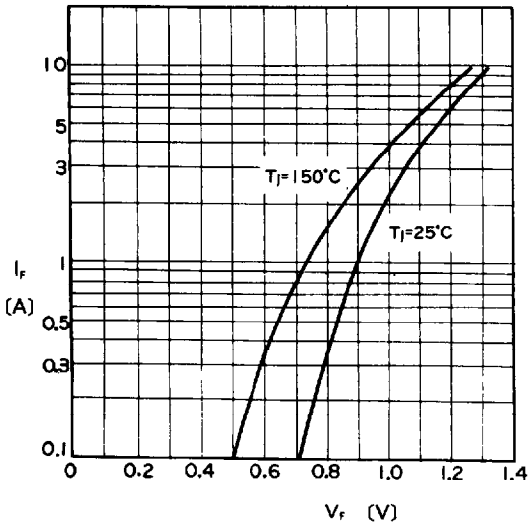

Forward Characteristics

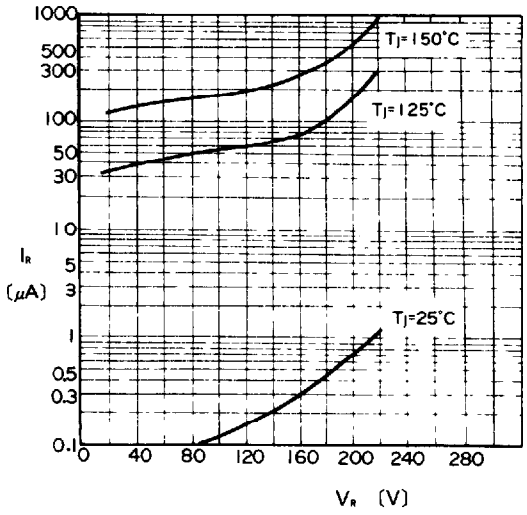

Reverse Characteristics

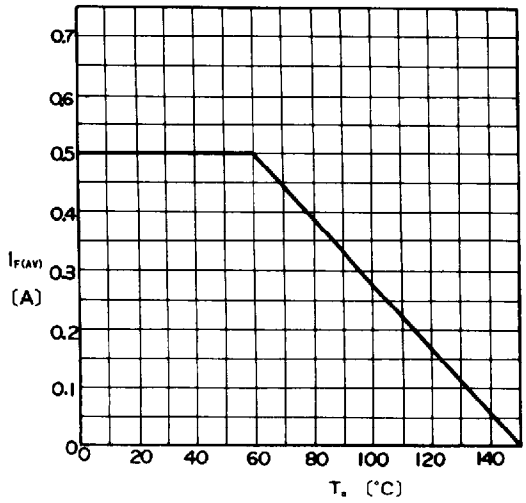

Current Derating ($I_{F(AV)}$-T_a)

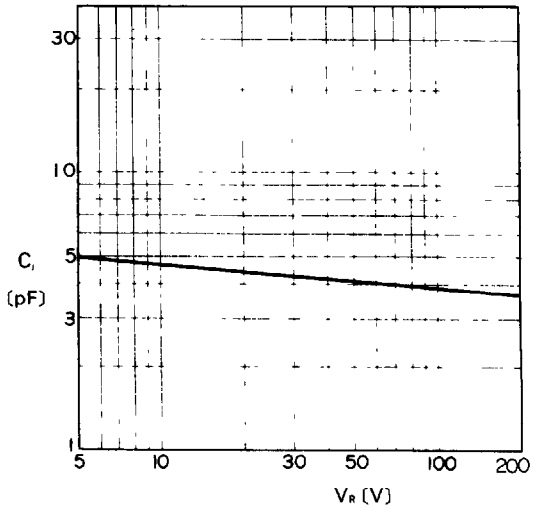

Junction Capacitance

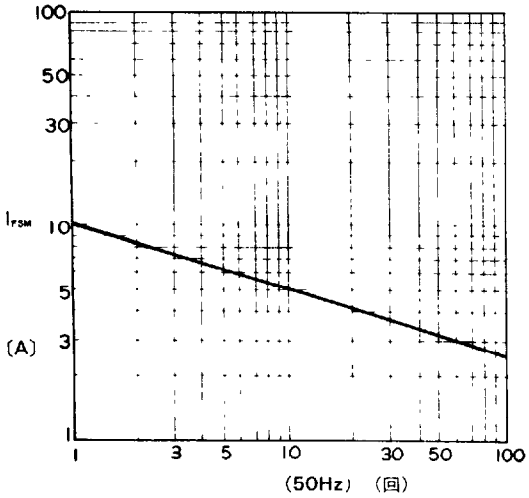

Surge Capability

Collmer Semiconductor, Inc.
Phone: (214) 233-1589 - Fax: (214) 233-0481

2238792 0003832 686

Printed From CAPS XPert This Material Copyrighted By Its Respective Manufacturer.