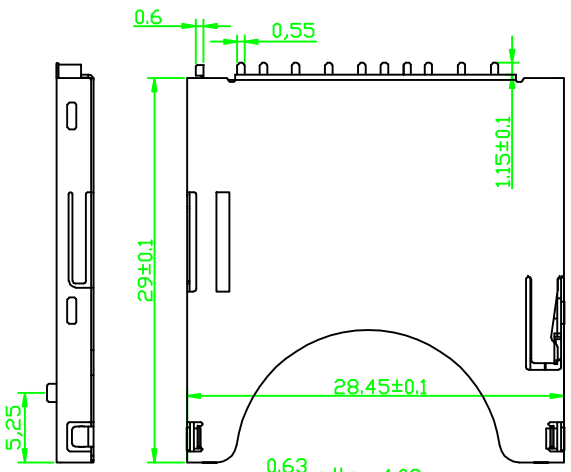


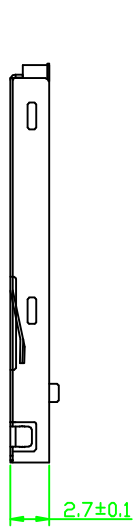


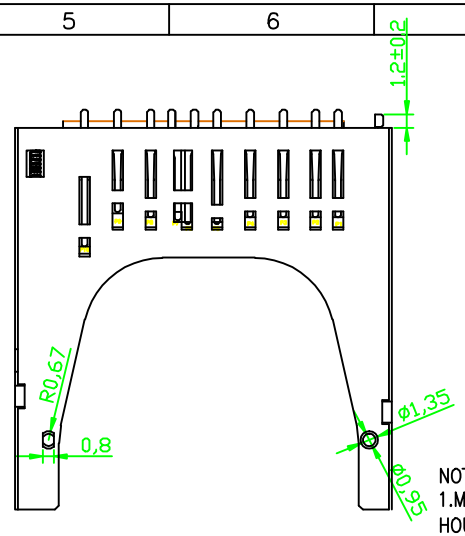


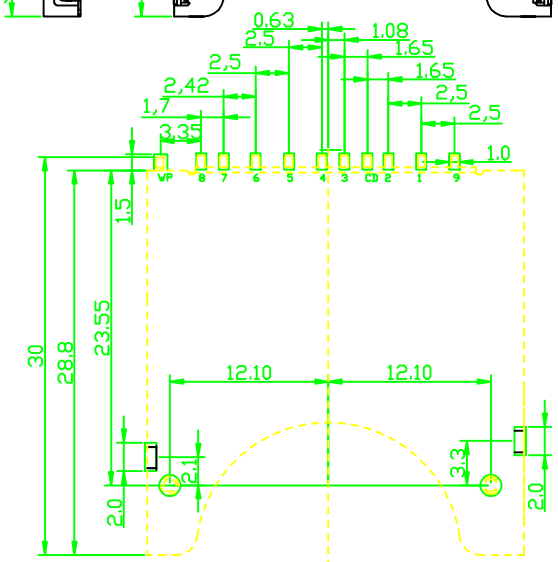


P.C.B LAYOUT

TOLERANCE±0.05

## SD CARD PIN DESIGN

| PIN# | Name | Type | Description |
|---|---|---|---|
| 1 | CD/DAT3 | I/O/PP | Card Detect/Data Line(Bit3) |
| 2 | CMD | PP | Command/Response |
| 3 | Vss1 | S | Supply voltage ground |
| 4 | VDD | S | Supply voltage |
| 5 | CLK | I | Clock |
| 6 | Vss2 | S | Supply voltage ground |
| 7 | DAT0 | I/O/PP | Data line (Bit0) |
| 8 | DAT1 | I/O/PP | Data line (Bit1) |
| 9 | DAT2 | I/O/PP | Data line (Bit2) |

NOTES:

1.MATERIAL:

HOUSING:LCP ZENITE 6130L 30% G/F UL94 V-0

COLOR:BLACK

CONTACT:BRASS C5191H T=0.15mm

2.FINISH:

CONTACT:GOLD FALSH/TIN PLATING ON CONTACT AREA

100u" MIN.TIN PLATING ON SOLDERTAILS

50u" MIN.NICKEL UNDERPLATING OVER ALL

BOARD LOCK:100u"MIN.TIN PLATION ON SOLDERTAILS

50u"MIN.TIN NICKEL UNDERPLATING OVER ALL

SD 卡座 - PUSH TYPE

| | | |
|---|---|---|
| UNLESS OTHEWIXE SPECIFIED TOLERANCE ANG ±5' 0 ±0.3 .0 ±0.2 .00 ±0.05 | | |
| SCALE | UNIT: mm | |
| DRAWN 陈志杰 | 04/29/09 | DRAWM NAME SD卡座 |
| CHECKED | | |
| APPROVED | / / | PROUCT NO. |
| | SIZE A4 REV A | FILE NAME: |