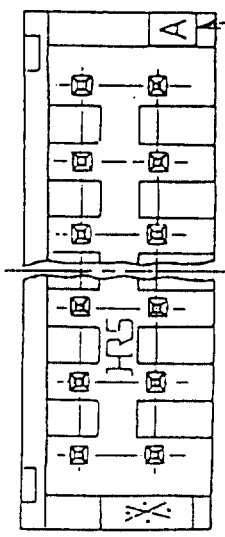
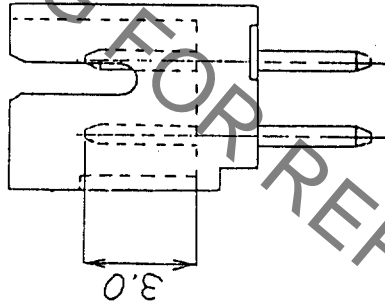
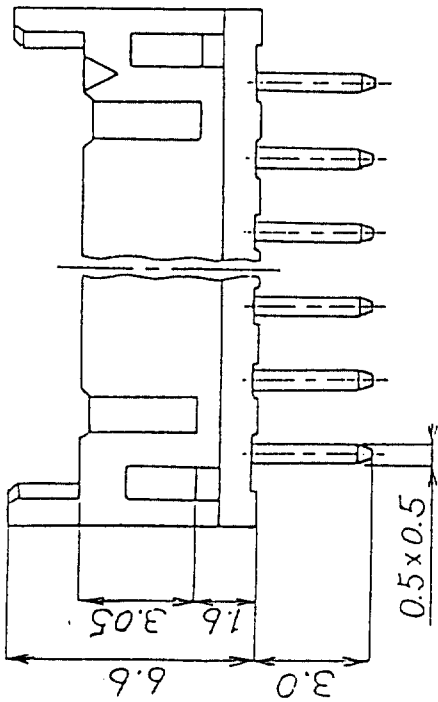


Contact No. 1



Mold CAV No.

No. of Pin	Part. No.	A	B
4	DF11-4DP-2DSA(01)	6.0	2.0
6	DF11-6DP-2DSA(01)	8.0	4.0
8	DF11-8DP-2DSA(01)	10.0	6.0
10	DF11-10DP-2DSA(01)	12.0	8.0
12	DF11-12DP-2DSA(01)	14.0	10.0
14	DF11-14DP-2DSA(01)	16.0	12.0
16	DF11-16DP-2DSA(01)	18.0	14.0
18	DF11-18DP-2DSA(01)	20.0	16.0
20	DF11-20DP-2DSA(01)	22.0	18.0
22	DF11-22DP-2DSA(01)	24.0	20.0
24	DF11-24DP-2DSA(01)	26.0	22.0
26	DF11-26DP-2DSA(01)	28.0	24.0
28	DF11-28DP-2DSA(01)	30.0	26.0
30	DF11-30DP-2DSA(01)	32.0	28.0
32	DF11-32DP-2DSA(01)	34.0	30.0

Notes: The minimum ordering quantity for header is one package(containing 100 pieces).
 2: Insulator : Nylon resin ,Black
 Contact Material: Brass
 Contact Plating : 0.2 μm gold plating

REVISIONS	BY	CHKD	DATE	REVISIONS	BY	CHKD	DATE
Δ							
Δ							
Δ							

No.	MATERIAL	FINISH,REMARKS	No.	MATERIAL	FINISH,REMARKS
APPROVED	14 Yamazaki	20.8.29	GENERAL DIMENSION TOLERANCE		
REVIEWED			6 of less	±0.3	
CHECKED			over 6 to 18	±0.5	
DESIGNED	J.Om A	90.8.29	over 18 to 50	±0.7	
DRAWN	J.Om A	90.8.29	over 50 to 125	±1	
DRAWING No.	EDC3-162393-01		over 125 to 250	±1.3	
			ANGULAR	±1°	
			UNITS	mm	
			SCALE	5 : 1	

HIROSE ELECTRIC CO., LTD.
 PART NO. DF11-~~X~~DP-2DSA(01)
 CODE NO.

Mouser Electronics

Authorized Distributor

Click to View Pricing, Inventory, Delivery & Lifecycle Information:

[Hirose Electric:](#)

[DF11-30DP-2DSA\(01\)](#)