


Small Signal Zener Diodes

Features

- Silicon planar power zener diodes
- Low zener impedance and low leakage current
- Popular in asian designs
- Compact surface mount device
- Ideal for automated mounting
- AEC-Q101 qualified
- Compliant to RoHS directive 2002/95/EC and in accordance to WEEE 2002/96/EC



RoHS
COMPLIANT



20145

Mechanical Data

Case: SOD-323

Weight: approx. 4.3 mg

Packaging codes/options:

GS18/10 k per 13" reel (8 mm tape), 10 k/box

GS08/3 k per 7" reel (8 mm tape), 15 k/box

Absolute Maximum Ratings

$T_{amb} = 25\text{ }^{\circ}\text{C}$, unless otherwise specified

Parameter	Test condition	Symbol	Value	Unit
Power dissipation		P_d	200	mW

Thermal Characteristics

$T_{amb} = 25\text{ }^{\circ}\text{C}$, unless otherwise specified

Parameter	Test condition	Symbol	Value	Unit
Junction temperature		T_j	150	$^{\circ}\text{C}$
Storage temperature range		T_{stg}	- 55 to + 150	

Electrical Characteristics

Part number	Marking code	Zener voltage subdivision		Operating resistance	Rising operating resistance	Test current		Reverse current	
		V_Z at I_{ZT1}	V_Z at I_{ZT1}	Z_Z at I_{ZT1}	Z_{ZK} at I_{ZT2}	I_{ZT1}	I_{ZT2}	I_R	at V_R
		V	V	Ω		mA	mA	μA	V
		min.	max.	max.	max.				
GDZ2V0B-V	0 2	2.020	2.200	100	1000	5	0.5	120	0.5
GDZ2V2B-V	1 2	2.220	2.410	100	1000	5	0.5	120	0.7
GDZ2V4B-V	2 2	2.430	2.630	100	1000	5	0.5	120	1
GDZ2V7B-V	3 2	2.690	2.910	110	1000	5	0.5	100	1
GDZ3V0B-V	4 2	3.010	3.220	120	1000	5	0.5	50	1
GDZ3V3B-V	5 2	3.320	3.530	120	1000	5	0.5	20	1
GDZ3V6B-V	6 2	3.600	3.845	100	1000	5	1	10	1
GDZ3V9B-V	7 2	3.890	4.160	100	1000	5	1	5	1
GDZ4V3B-V	8 2	4.170	4.430	100	1000	5	1	5	1
GDZ4V7B-V	9 2	4.550	4.750	100	800	5	0.5	2	1
GDZ5V1B-V	T 1	4.980	5.200	80	500	5	0.5	2	1
GDZ5V6B-V	T 2	5.490	5.730	60	200	5	0.5	1	2.5
GDZ6V2B-V	T 3	6.060	6.330	60	100	5	0.5	1	3
GDZ6V8B-V	T 4	6.650	6.930	40	60	5	0.5	0.5	3.5
GDZ7V5B-V	T 5	7.280	7.600	30	60	5	0.5	0.5	4
GDZ8V2B-V	T 6	8.020	8.360	30	60	5	0.5	0.5	5
GDZ9V1B-V	T 7	8.850	9.230	30	60	5	0.5	0.5	6
GDZ10B-V	T 8	9.770	10.210	30	60	5	0.5	0.1	7
GDZ11B-V	T 9	10.760	11.220	30	60	5	0.5	0.1	8
GDZ12B-V	T A	11.740	12.240	30	80	5	0.5	0.1	9
GDZ13B-V	T B	12.910	13.490	37	80	5	0.5	0.1	10
GDZ15B-V	T C	14.340	14.980	42	80	5	0.5	0.1	11
GDZ16B-V	T D	15.850	16.510	50	80	5	0.5	0.1	12
GDZ18B-V	T E	17.560	18.350	65	80	5	0.5	0.1	13
GDZ20B-V	T H	19.520	20.390	85	100	5	0.5	0.1	15
GDZ22B-V	T K	21.540	22.470	100	100	5	0.5	0.1	17
GDZ24B-V	T L	23.720	24.780	120	120	5	0.5	0.1	19
GDZ27B-V	T M	26.190	27.530	150	150	5	0.5	0.1	21
GDZ30B-V	T N	29.190	30.690	200	200	5	0.5	0.1	23
GDZ33B-V	T P	32.150	33.790	250	250	5	0.5	0.1	25
GDZ36B-V	T T	35.070	36.870	300	300	5	0.5	0.1	27

Notes:

- (1) The zener voltage V_Z is measured 40 ms after power is supplied.
- (2) The operating resistance (Z_Z , Z_{ZK}) are measured by superimposing a 1 kHz alternating current on the regulated current (I_Z).

Typical Characteristics ($T_{amb} = 25\text{ }^{\circ}\text{C}$ unless otherwise specified)

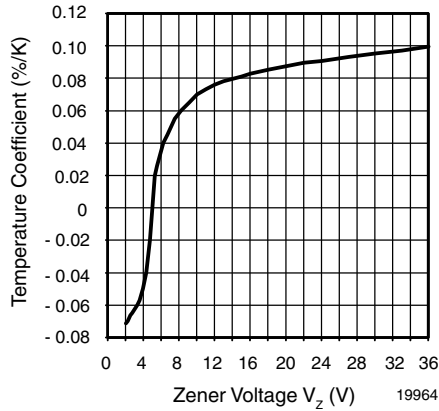
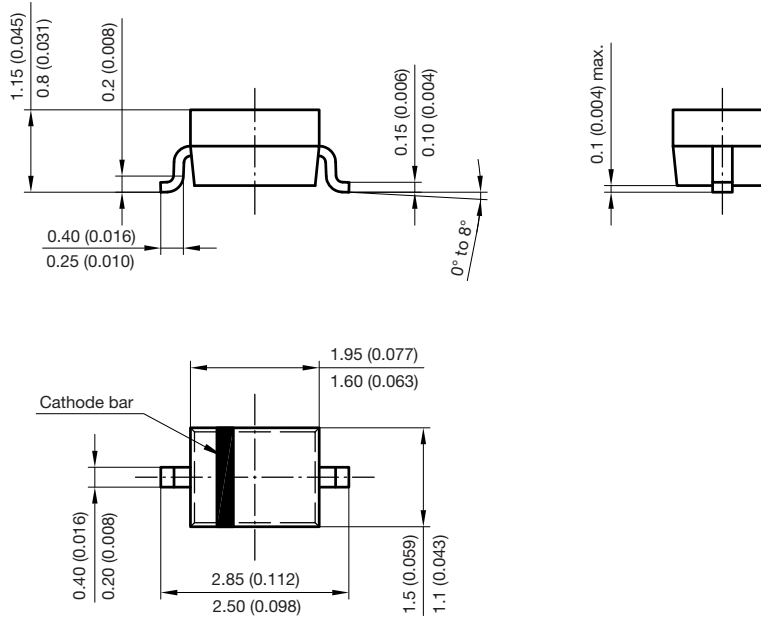
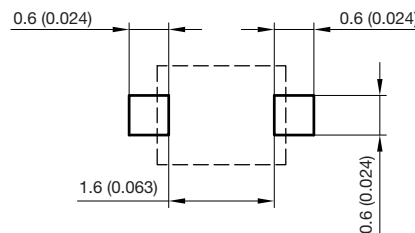


Figure 1. Zener Voltage Temperature Coefficient vs. Zener Voltage

Package Dimensions in millimeters (inches): SOD-323



Foot print recommendation:



Document no.:S8-V-3910.02-001 (4)
 Created - Date: 24.August.2004
 Rev. 5 - Date: 23.Sept.2009
 17443



Disclaimer

All product specifications and data are subject to change without notice.

Vishay Intertechnology, Inc., its affiliates, agents, and employees, and all persons acting on its or their behalf (collectively, "Vishay"), disclaim any and all liability for any errors, inaccuracies or incompleteness contained herein or in any other disclosure relating to any product.

Vishay disclaims any and all liability arising out of the use or application of any product described herein or of any information provided herein to the maximum extent permitted by law. The product specifications do not expand or otherwise modify Vishay's terms and conditions of purchase, including but not limited to the warranty expressed therein, which apply to these products.

No license, express or implied, by estoppel or otherwise, to any intellectual property rights is granted by this document or by any conduct of Vishay.

The products shown herein are not designed for use in medical, life-saving, or life-sustaining applications unless otherwise expressly indicated. Customers using or selling Vishay products not expressly indicated for use in such applications do so entirely at their own risk and agree to fully indemnify Vishay for any damages arising or resulting from such use or sale. Please contact authorized Vishay personnel to obtain written terms and conditions regarding products designed for such applications.

Product names and markings noted herein may be trademarks of their respective owners.