



element14

EN - For pricing and availability in your local country please visit one of the below links:

DE - Informationen zu Preisen und Verfügbarkeit in Ihrem Land erhalten Sie über die unten aufgeführten Links:

FR - Pour connaître les tarifs et la disponibilité dans votre pays, cliquez sur l'un des liens suivants:

[ECW-U2154KCV](#)

[ECW-U2274KCV](#)

[ECW-U2333KC9](#)

[ECW-U2334KCV](#)

[ECW-U2474KCV](#)

[ECW-U2684KCZ](#)

[ECWU2154KCV](#)

[ECWU2334KCV](#)

[ECWU2474KCV](#)

[ECWU1274KC9.](#)

[ECWU1394KCV.](#)

[ECWU2104KC9.](#)

[ECWU2274KCV](#)

[ECWU2333KC9](#)

[ECWU2684KCZ](#)

EN

This Datasheet is presented by
the manufacturer

DE

Dieses Datenblatt wird vom
Hersteller bereitgestellt


FR

Cette fiche technique est
présentée par le fabricant

Film Chip Capacitor

Type: **ECWU(C)**

Stacked metallized PEN film as dielectric with simple mold - less construction



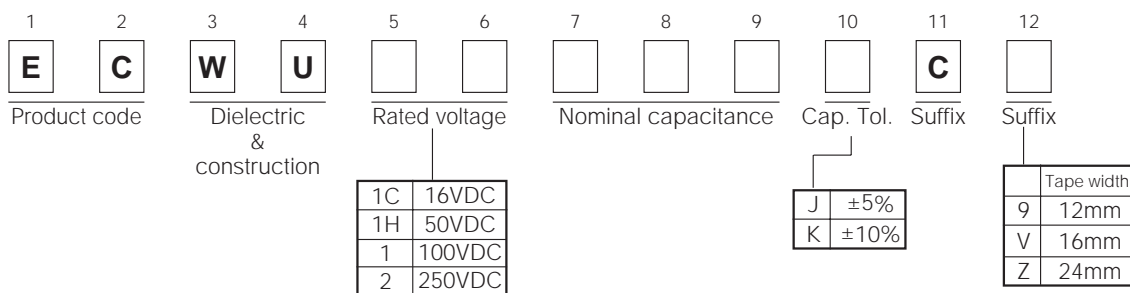
■ Features

- ◆ Small in size
- ◆ Applicable for reflow soldering

■ Recommended Applications

- ◆ Coupling
- ◆ By - pass
- ◆ General purpose

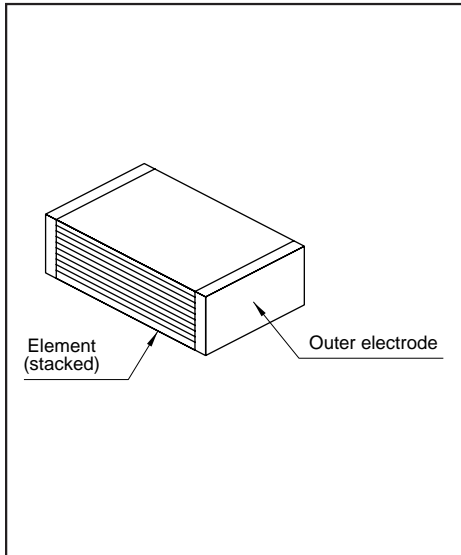
■ Explanation of Part Numbers



■ Specifications

Category temp.range	16VDC, 50VDC: - 55 to + 105°C	
	100VDC, 250VDC: - 40 to + 85°C	
Rated voltage	16VDC, 50VDC, 100VDC, 250VDC	
Capacitance range	16VDC	0.12 to 0.47 μF (E12)
	50VDC	0.056 to 0.22 μF (E12)
	100VDC	0.012 to 1.0 μF (E12)
	250VDC	0.001 to 1.0 μF (E12)
Capacitance tolerance	16VDC,50VDC	± 5%(J)
	100VDC,250VDC	± 10%(K) (100VDC, C≤0.15 μF ± 5%(J), ± 10%(K))
Withstand voltage	Between terminals 16VDC, 50VDC:Rated volt. (VDC)x175% 1 to 5s 100VDC, 250VDC:Rated volt. (VDC)x150% 60s	
Dissipation factor	≤ 1.0%(20°C, 1kHz)	
Insulation resistance	C ≤ 0.33 μF	16VDC:≥ 3000MΩ • (20°C, 10VDC, 60s) 50VDC:≥ 3000MΩ • (20°C, 50VDC, 60s) 100VDC, 250VDC:≥ 3000MΩ • (20°C, 100VDC, 60s)
	C > 0.33 μF	16VDC:1000MΩ • μF min. (20°C, 10VDC, 60s) 100VDC, 250VDC:1000MΩ • μF min. (20°C, 100VDC, 60s)
Soldering conditions	Reflow soldering 16VDC, 50VDC:240°C max. and 30 sec max. at more than 210°C (Temp. at cap. surface) 100VDC, 250VDC:230°C max. and 30 sec max.at more than 210°C (Temp.at cap.surface)	

Construction



Dimensions in mm (not to scale)

Size code	L	Tol.	W	Tol.	H	Tol.
E1	4.8		3.3		1.4	
E2	4.8		3.3		2.0	
E3a	4.8		3.3		2.4	
E3	4.8		3.3		2.8	
D1	6.0	± 0.2	4.1	± 0.3	1.8	± 0.2
D2	6.0		4.1		2.0	
D3	6.0		4.1		2.4	
D4	6.0		4.1		2.8	
D5	6.0		4.1		3.2	
B	6.0		5.0			
Z	7.1		5.0			
X	7.7	± 0.4	5.5			
Y	7.1		6.3	± 0.4	*	± 0.3
V	9.8		6.3			
U	9.8	± 0.5	8.0			
T	15.2		8.0			
S	15.2		10.0			

*Refer to the column "Rating, Dimensions & Quantity".

Taping Specification for Automatic Insertion(Mounting)

Refer to the PDF file of taping specifications.

Rating, Dimensions & Quantity/Reel

● Capacitance tolerance : ±5% (J)

Cap. (μF)	Rated volt. 16VDC					Rated volt. 50VDC						
	Part No	Dimensions (mm)			Size code	Q'ty	Part No	Dimensions (mm)			Size code	Q'ty
		L	W	H				L	W	H		
0.056						ECWU1H563JC9	4.8	3.3	2.0	E2	3000	
0.068						ECWU1H683JC9	4.8	3.3	2.0	E2		
0.082						ECWU1H823JC9	4.8	3.3	2.4	E3a		
0.1						ECWU1H104JC9	4.8	3.3	2.8	E3	2000	
0.12	ECWU1C124JC9	4.8	3.3	1.4	E1	3000	ECWU1H124JC9	6.0	4.1	1.8	D1	3000
0.15	ECWU1C154JC9	4.8	3.3	2.0	E2		ECWU1H154JC9	6.0	4.1	2.0	D2	
0.18	ECWU1C184JC9	4.8	3.3	2.0	E2		ECWU1H184JC9	6.0	4.1	2.4	D3	
0.22	ECWU1C224JC9	4.8	3.3	2.4	E3a	2000	ECWU1H224JC9	6.0	4.1	2.8	D4	2000
0.27	ECWU1C274JC9	6.0	4.1	1.8	D1	3000						
0.33	ECWU1C334JC9	6.0	4.1	2.0	D2							
0.39	ECWU1C394JC9	6.0	4.1	2.4	D3							
0.47	ECWU1C474JC9	6.0	4.1	2.8	D4	2000						

Example for Land Dimensions (mm)

Size code	Land dimensions Reflow soldering		
	A	B	C
E1,E2,E3a,E3	2.6	6.6	3.0
D1,D2,D3,D4,D5	3.8	7.8	3.8
B	3.8	7.8	4.6
Z	4.5	9.0	4.6
X	5.1	9.7	5.0
Y	4.5	9.0	5.7
V	7.2	11.9	5.7
U	7.2	11.9	7.2
T	12.6	17.3	7.2
S	12.6	17.3	9.0

■ Rating, Dimensions & Quantity/Reel

● Capacitance tolerance : ±5%(J), ±10%(K)

Cap. (μF)	Rated volt. 100VDC					Rated volt. 250VDC										
	Part No	Dimensions (mm)			Size code	Q'ty	Part No	Dimensions (mm)			Size code	Q'ty				
		L	W	H				L	W	H						
0.001	Please use 100VDC rating ECWU(X)					ECWU2102KC9	4.8	3.3	1.4	E1	3000					
0.0012						ECWU2122KC9	4.8	3.3	1.4	E1						
0.0015						ECWU2155KC9	4.8	3.3	1.4	E1						
0.0018						ECWU2182KC9	4.8	3.3	1.4	E1						
0.0022						ECWU2222KC9	4.8	3.3	1.4	E1						
0.0027						ECWU2272KC9	4.8	3.3	1.4	E1						
0.0033						ECWU2332KC9	4.8	3.3	1.4	E1						
0.0039						ECWU2392KC9	4.8	3.3	1.4	E1						
0.0047						ECWU2472KC9	4.8	3.3	1.4	E1						
0.0056						ECWU2562KC9	4.8	3.3	1.4	E1						
0.0068						ECWU2682KC9	4.8	3.3	1.4	E1						
0.0082						ECWU2822KC9	4.8	3.3	1.4	E1						
0.01						ECWU2103KC9	4.8	3.3	1.4	E1						
0.012						ECWU1123□C9	4.8	3.3	1.4	E1		ECWU2123KC9	4.8	3.3	1.4	E1
0.015						ECWU1153□C9	4.8	3.3	1.4	E1		ECWU2153KC9	4.8	3.3	1.4	E1
0.018	ECWU1183□C9	4.8	3.3	1.4	E1	ECWU2183KC9	4.8	3.3	2.0	E2						
0.022	ECWU1223□C9	4.8	3.3	1.4	E1	ECWU2223KC9	4.8	3.3	2.0	E2						
0.027	ECWU1273□C9	4.8	3.3	1.4	E1	ECWU2273KC9	4.8	3.3	2.4	E3a						
0.033	ECWU1333□C9	4.8	3.3	1.4	E1	ECWU2333KC9	4.8	3.3	2.8	E3						
0.039	ECWU1393□C9	4.8	3.3	1.4	E1	ECWU2393KC9	6.0	4.1	2.0	D2						
0.047	ECWU1473□C9	4.8	3.3	2.0	E2	ECWU2473KC9	6.0	4.1	2.4	D3						
0.056	ECWU1563□C9	4.8	3.3	2.0	E2	ECWU2563KC9	6.0	4.1	2.8	D4						
0.068	ECWU1683□C9	4.8	3.3	2.4	E3a	ECWU2683KC9	6.0	4.1	3.2	D5						
0.082	ECWU1823□C9	4.8	3.3	2.8	E3	ECWU2823KC9	6.0	5.0	3.2	B						
0.1	ECWU1104□C9	6.0	4.1	1.8	D1	ECWU2104KC9	6.0	5.0	3.8	B						
0.12	ECWU1124□C9	6.0	4.1	2.4	D3	ECWU2124KCV	7.1	6.3	2.8	Y						
0.15	ECWU1154□C9	6.0	4.1	2.8	D4	ECWU2154KCV	7.1	6.3	3.5	Y						
0.18	ECWU1184KC9	7.1	5.0	2.0	Z	ECWU2184KCV	7.1	6.3	4.1	Y						
0.22	ECWU1224KC9	7.1	5.0	2.4	Z	ECWU2224KCV	7.1	6.3	5.1	Y						
0.27	ECWU1274KC9	7.1	5.0	2.9	Z	ECWU2274KCV	9.8	6.3	3.9	V						
0.33	ECWU1334KC9	7.1	5.0	3.5	Z	ECWU2334KCV	9.8	6.3	4.8	V						
0.39	ECWU1394KCV	7.7	5.5	3.4	X	ECWU2394KCV	9.8	8.0	4.4	U						
0.47	ECWU1474KCV	7.7	5.5	4.0	X	ECWU2474KCV	9.8	8.0	5.3	U						
0.56	ECWU1564KCV	9.8	6.3	3.0	V	ECWU2564KCZ	15.2	8.0	3.7	T						
0.68	ECWU1684KCV	9.8	6.3	3.6	V	ECWU2684KCZ	15.2	8.0	4.4	T						
0.82	ECWU1824KCV	9.8	6.3	4.3	V	ECWU2824KCZ	15.2	10.0	4.2	S						
1.0	ECWU1105KCV	9.8	6.3	5.1	V	ECWU2105KCZ	15.2	10.0	5.1	S						

□ Capacitance tolerance code

* Please consult us capacitance tolerance ± 5%(J).



element14

EN - For pricing and availability in your local country please visit one of the below links:

DE - Informationen zu Preisen und Verfügbarkeit in Ihrem Land erhalten Sie über die unten aufgeführten Links:

FR - Pour connaître les tarifs et la disponibilité dans votre pays, cliquez sur l'un des liens suivants:

[ECW-U2154KCV](#)

[ECW-U2274KCV](#)

[ECW-U2333KC9](#)

[ECW-U2334KCV](#)

[ECW-U2474KCV](#)

[ECW-U2684KCZ](#)

[ECWU2154KCV](#)

[ECWU2334KCV](#)

[ECWU2474KCV](#)

[ECWU1274KC9.](#)

[ECWU1394KCV.](#)

[ECWU2104KC9.](#)

[ECWU2274KCV](#)

[ECWU2333KC9](#)

[ECWU2684KCZ](#)

EN

This Datasheet is presented by
the manufacturer

DE

Dieses Datenblatt wird vom
Hersteller bereitgestellt

FR

Cette fiche technique est
présentée par le fabricant